
MediTech IST Canada Inc.

AUGUST 2007

ESHRE 2007 LATEST NEWS



“The International Committee for Monitoring Assisted Reproductive Technologies (ICMART) reports an annual total of 600,000 cycles in 52 countries.

We are pleased to announce that our latest accounts show continuous growth for MediCult in the field of ART media. MediCult contributes to 160,000 cycles, and thus in the birth of approx. **35,000 children** every year.

This calculates to 1 child every 15 minutes using MediCult media.”

Now that MediCult has acquired Humagen Fertility Diagnostics Inc. in June 2007, MediCult will become the number one dedicated ART company in the world.

MediTech is proud to be the distributor of both MediCult and Humagen.

Novelties from MediCult:

- **MediCult Tips and Tricks** on using the products for ART. A whole PDF version of the Tips & Tricks manual is available for download here. This is recommended for all MediCult product users:

www.meditechist.com/pdf/mailling/MedicultTipsTricks2007.pdf

- **Commitment to education** and **to educating the future embryologist!**
 - o Sponsors of a **Cryobiology School on sperm and embryo freezing techniques** in FRANCE.
 - o **Fertility School in Denmark.**
- **4 informative documents** to better understand the role of sequential media in ART.
 - 1- **ART and Imprinting**
www.meditechist.com/pdf/mailling/ARTImprinting.pdf
 - 2- **Sequential Growth**

www.meditechist.com/pdf/mailing/SequentialGrowth.pdf

3- Cytoplasmic Pitting

www.meditechist.com/pdf/mailing/CytoplasmicPitting.pdf

4- Antibiotics in Culture Media

www.meditechist.com/pdf/mailing/antibiotics.pdf

- **New Study** published in regards to the **CUMULASE** product from MediCult. This is a Human-sourced Hyaluronidase recombinant, diminishing drastically the cellular damage and toxicity the previous ovine- and bovine-sourced recombinants for cumulus cell removal would cause. Please contact us for more information.

www.meditechist.com/pdf/mailing/CumulasePosterStudy.pdf

www.meditechist.com/pdf/mailing/CumulaseStudy.pdf

- **New Products:** the **CRYOSPERM sperm freezing medium**. It is **HSA-free**, also not containing any animal-derived byproducts. This allows for better fertilization rates, as motility vitality and straight-line velocity are greatly preserved.

Please view the below document:

www.meditechist.com/pdf/mailing/CryoSperm.pdf

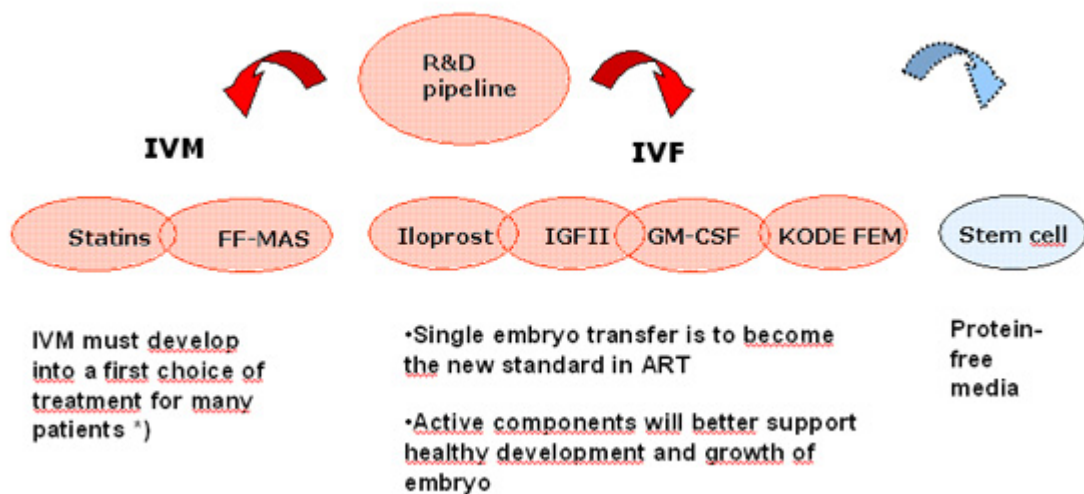
- **IVM Culture Media:** **Medicult IVM product brochure**, video information, notes and information on the **Medicult 2nd International Symposium on IVM** held at ESHRE 2007 are available.

www.meditechist.com/pdf/mailing/IVMSymposium.pdf

- **Research and Development**

“Right now, Be Part of Tomorrow!”

R&D Pipeline With Potential Significant Impact



- GM-CSF in IVF Culture Media

www.meditechist.com/pdf/mailling/GMCSF.pdf



K-Systems G185 Desktop Incubator

With 10 separate compartments and 1 large independent compartment, this tabletop incubator allows for all chambers to be data logged, on temperature, gas mixture and alarm conditions.

HEPA-filter and UV-C lights are constantly filtering and purifying the circulated air through the 20 Warming blocks.



www.meditechist.com/pdf/mailling/G185.pdf

Please ask us for specific brochures.

K-Systems Tri-Gas mixer

This new K-Systems product allows for CO₂, O₂ and N₂ to be mixed in and transferred to any incubator system, with % control and data logging capabilities.

The unit is self-calibrated, with 3 HEPA filters for easy exchange, as well as an audible alarm, and bolts right onto the wall for a more ergonomic design.

www.meditechist.com/pdf/mailling/TrigasMixer.pdf

Please ask us for specific brochures.

K-Systems Optional workstations features and appliances

Please view our Class I and Class II IVF workstations on:

www.meditechist.com/pdf/mailling/WorkstationOptionalFeatures.pdf

www.k-systems.dk

TOKAI HIT[®]

Innovators in Microscope Environment Control Systems and Technology

NEW INU microscope incubation system

- For short/long duration tissue/cell incubation under the microscope.
- The same conditions as in a CO₂ Incubator can be created in a compact body on the microscope stage.
- It **minimizes z-axis focus drift**.
- Allows steady con focal imaging, Time-laps, long-term image recording and other imaging applications.
- Clear glass heater installed in Top Heater prevents condensation, allowing clear and continuous transmission of illumination and imaging.

www.meditechist.com/pdf/mailling/INUSystem.pdf

www.meditechist.com/pdf/mailling/INUoptionalsystems.pdf


www.meditechist.com/pdf/mailling/IVFThermometer.pdf

Please call us for more information on all Thermoplates from Tokai Hit.



New IUI catheter called the **CCD Mini-Space**:

- With **one opening** at the very tip to assure complete suction of small volume samples out of a test tube
- **Narrower-lumen catheter** for atraumatic insemination, ideal for small volumes, undiluted thawed semen, low-concentration-count samples.



CryoLogic

New CryoLogic Vitrification Method, **CVM1™ kit**

- **Simple and reliable** process used to vitrify specimens.
- Provides the necessary components to vitrify up to **one hundred samples**.
- Overcomes many of the problems usually encountered with vitrification.
- Has been specially designed to **provide ultra-rapid cooling** of specimens **without** their **immersion in**, or direct contact with, **liquid nitrogen**.
- Specimens are collected into small droplets and are transferred onto a hook at the end of a custom designed fibre called a **Fibreplug™**. The droplets are vitrified by touching the hook of the Fibreplug™ to the surface of a chilled block. This method not only provides ultra-rapid cooling of specimens, but just as importantly, **ultra-rapid thawing of specimens**.

www.meditechist.com/pdf/mailing/CVMPoster.pdf

www.meditechist.com/pdf/mailing/CumulasePosterStudy.pdf

www.meditechist.com/pdf/mailling/vitrificationmethod.wmv

www.meditechist.com/pdf/mailling/UltraRapidThawing.wmv

Other products:

- **New SmartBlock** devices with removable core for vials.
- **The SmartStages microscope warming stages.**
- **The SmartPlates.**

www.meditechist.com/pdf/mailling/SmartBlocks.pdf



NEW NEW NEW NEW Stripper BP (Bulb Pipettor).

- Used with tip for stripping oocytes.
- Tips and Bulb Pipettor sold separately, therefore more economical.
- **More Comfort and better suited to hand physiology.**
- Fits any type of Mid Atlantic Stripper tips.
- Demo Stripper BPs available for trial.

www.meditechist.com/pdf/mailling/StripperBP.pdf



Nidacon is the  **Gold Standard** company in andrology products.

New products

1- **Nidacon Sperm CryoProtec II:**

- With its ionic composition it complements PureSperm Wash which is used for washing the sperm pellet after a PureSperm gradient.
- Has a 12 month shelf-life.
- **3 times more cost effective!!! instead of using 1 part sperm, 3 part cryoprotectant, simply use 3 part sperm, 1 part cryoprotectant.**
- Contains no HSA!

www.meditechist.com/pdf/mailling/SpermCryo ProtecII.pdf

2- **Nidacon Sperm VitalStain:**

- **A one-step vitality staining** for sperm.
- Allows the user to discern right away the vitality percentage of a certain sample.
- Widely used in the United States and Canada.

www.meditechist.com/pdf/mailling/SpermVitalStainInsert.pdf

3- **Nidacon Sperm MorphoStain:**

- **A one-step morphology staining** for sperm.
- Allows the user to discern in one easy step the sperm morphology of any samples.

www.meditechist.com/pdf/mailling/SpermMorphoStain.pdf

4- **Nidacon PureSperm Summer Specials:**

- MediTech is offering a Summer special pricing on PureSperm 100% solution and PureSperm Buffer.

- a) 1xPS100-100 (PureSperm100% 100ml) + 1xPSB-100(PureSperm Buffer 100ml) = **310.00\$**
b) 1xPS100-250 (PureSperm100% 200ml) + 2xPSB-100(PureSperm Buffer 100ml) = **635.00\$**
c) 1xPS100-1000(PureSperm100% 1000ml) + 7xPSB-100(PureSperm Buffer 100ml) = **2175.00\$**

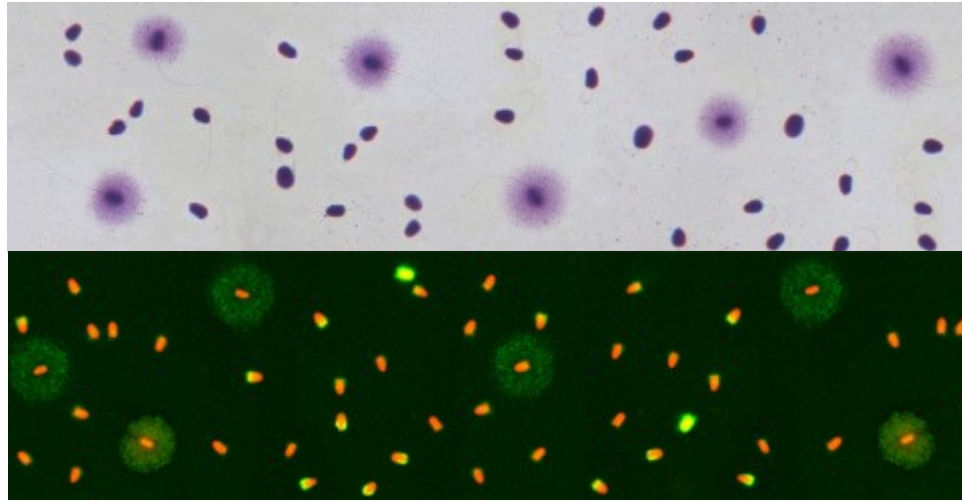
[Contact MediTech for more information!](#)



Sperm Class Analyzer® provides **AT LOW COST**, fast, accurate and objectively repeatable results. This would be impossible to attain using traditional (subjective) methods. The following modules are available for the system:

- **Motility:** The system provides immediately and objectively detailed results of motility and concentration in a complete report.
- **Morphology:** Following a manual or automatic image capture, a precise morphological and morphometric analysis of each spermatozoid is provided in real time.
- **Concentration:** For determining the concentration of sperm using Leja slides.
- **DNA Fragmentation:** Analysis of halo formation of the samples prepared for study of the DNA fragmentation provides detailed numerical data for each of the cells.
- **Cell Counter:** Tool for counting. Any kind of samples can be analysed. Results are presented in numerical and graphical formats.

Please visit www.microopticsl.com to view the videos on each of the sections mentioned above.



DNA Fragmentation Kit SPERM-HALOMAX and HALOSPERM

- 1- Simple tests to study DNA fragmentation levels in spermatozoa.
- 2- The method is a variant of the Sperm Chromatin Dispersion protocol currently employed in humans (SCD; Fernández et al., 2003. J. Androl. 24: 49-66).
- 3- This new methodology provides a simple way to **distinguish**, even at low magnification, **spermatozoa with and without fragmented DNA**, giving high quality images, both **under fluorescence and light microscopy**.

www.meditechist.com/pdf/mailling/DNAResearchPapers.pdf

www.meditechist.com/pdf/mailling/DNApipeline.pdf

www.meditechist.com/pdf/mailling/DNAFragmentation.ppt

NEW KITS AVAILABLE SOON:

- **VARICO-HALOSPERM** (when other wise looks normal, test shows degraded sperm with 30-40% = varicose)
- **ANEU-HALOSPERM** (extra chromosomes and sperm DNA fragmentation in one test)
- **TWO-TAIL HALOSPERM**
- **DUO-HALOSPERM** (shows somatic cells as well as DNA fragmented sperm)
- **PROT_HALOSPERM** (sperm DNA damage assessed by proteins)
- **TWO_TAIL HALOSPERM** (shows single or double stranded DNA damage)
- **DBD-HALOSPERM** (DNA damage at specific DNA sequence)

Please ask us for the DNA Fragmentation Video or for any specific information on the kits.



 **Wallace SurePro and SurePro Ultra**, the widely spreading catheters on
the market! 

Wallace is pleased to present its **newest video on ART transfer techniques** from various world-renowned physicians and institutions.

As this video file is too big to attach, we will send a copy of it to each clinic.

This video is very interesting and informative; we strongly recommend viewing the video, as the described techniques are primordial to obtaining the best possible rates.

Wallace Double-Lumen Needles: Wallace is developing its Dual-Lumen needle for use around the world. These will be available for trial by early January 2008.

MediTech will send more information about this product as soon as it is released.

Please do not hesitate to call us for more information or to receive samples.

Patrick Chebli
Meditech Ist Canada inc
438 Isabey Suite 106
Mtl, Que, H4T 1V3
T : 514-344-6667
F : 514-344-6675